

WWD380 WCS PWash&Steam&9kg

W1 front-loader washing machine:

A -20 %\* | 9 kg | 1400 rpm | SteamCare | QuickPowerWash | Miele@home



- Tested for 20 years of perfect laundry care\*
- Save even more energy with A -20 %\*\*
- SteamCare reduces ironing time by up to 50 % and freshens up your clothes
- QuickPowerWash ensures fast, efficient results in just 49 minutes\*\*\*
- Complete app control of your washing machine with Miele@home\*\*\*\*

\* During the development phase of the W1 washing machine series, Miele tested models and core components in 5000 wash loads (= 5 wash loads per week for 50 weeks per year) in various programmes. More: [miele.com/20years](http://miele.com/20years)

\*\* 20 % more economical than the threshold value (52) for energy efficiency class A.

\*\*\* This applies to all Miele washing machines that enable the process and machine-related parameters presented in the summary of the WL 1110/18 test report to be implemented.

\*\*\*\* Miele@home is a separate digital offer from Miele & Cie. KG. All smart applications are made possible with the Miele@home system. The range of functions can vary depending on the model and the country.



EAN: 4002516864882 / Material number: 12721220 /  
Old Material Number: 11WD3801GB

Construction type	
Suitable for stacking	•
Side-by-side	•
Slot-in	•
Door hinge	right
Model	
Product brand	W1 White Edition
Front-loader	•
Spinning	
Max. spin speed	1400
Rinse hold	•
Without spin function	•
Design	
Appliance colour	Lotus white
Control panel colour	Lotus white
Door design	Obsidian black with white ring
Rotary selector colour	Lotus White
Control panel version	5° inclined
Control type	Rotary control
Display	DirectSensor white, 7 segment
Cleaning performance	
Innovative PowerWash technology	•
CapDosing portioned dispensing	•
Gentle laundry care	
Honeycomb drum	•
Load in kg	9.0
User convenience	
Networking with Miele@home	•
Delay start up to 24 hours	•
Time left display	•
AutoClean detergent drawer	•
AddLoad	•
Efficiency and sustainability	
Energy efficiency class (A–G)	A
More economical than the threshold value (52) for energy efficiency class A	20%
Weighted energy consumption per 100 operating cycles for the wash cycle in kWh	40
Weighted water consumption per cycle in l	50
Spin efficiency class (A–G)	B
Acoustic airborne noise emission class (spin cycle; A–D)	A
Sound emissions during spin cycle in dB(A) re 1 pW	72
Duration of the "ECO 40–60" programme at nominal capacity	229
Power rating in off mode in W	0.30
Power rating in networked standby in W	0.60
Low temperature wash "Cold" and "20 °C"	•

WWD380 WCS PWash&Steam&9kg

W1 front-loader washing machine:

A -20 %\* | 9 kg | 1400 rpm | SteamCare | QuickPowerWash | Miele@home



EAN: 4002516864882 / Material number: 12721220 /

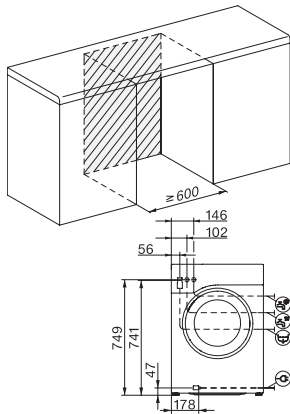
Old Material Number: 11WD3801GB

Automatic load control	•
Flow meter	•
Foam sensing	•
ProfiEco motor	•
<b>Wash programmes</b>	
QuickPowerWash	•
Cottons (coloureds)	•
Minimum iron	•
Delicates	•
Shirts	•
Woollens (hand-washable)	•
Express 20	•
Dark garments / Denim	•
Freshen up (steam)	•
Drain / Spin	•
ECO 40-60	•
<b>Washing extras</b>	
Short	•
Pre-wash	•
Water plus	•
Additional rinse cycle	•
Pre-ironing with steam	•
Buzzer	•
<b>Safety</b>	
Water protection system	Watercontrol-System
Safety lock	•
PIN-Code	•
Optical interface	•
<b>Technical data</b>	
Dimensions in mm (width)	596
Dimensions in mm (height)	850
Dimensions in mm (depth)	643
Appliance depth in mm with opened door	1077
Weight in kg	80
Total rated load in kW	2.10-2.40
Voltage in V	220-240
Fuse rating in A	13
Frequency in Hz	50
Length of supply lead in m	2

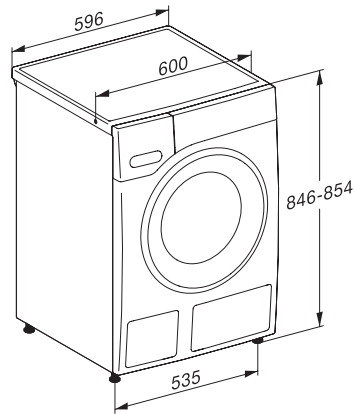
WWD380 WCS PWash&Steam&9kg

W1 front-loader washing machine:

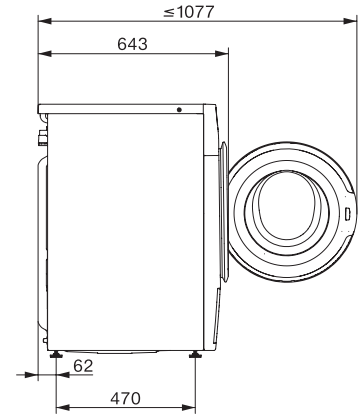
A -20 %\* | 9 kg | 1400 rpm | SteamCare | QuickPowerWash | Miele@home



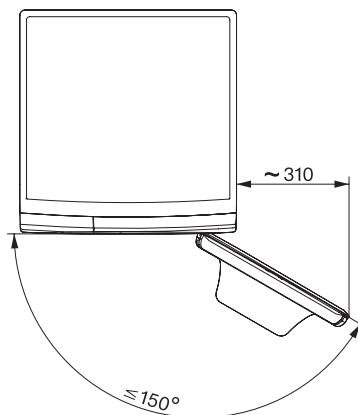
W1 drawing, facia 5 degree, measures in mm



W1 drawing, facia 5 degree, measures in mm



W1 drawing, facia 5 degree, measures in mm



W1 drawing, facia 5 degree, measures in mm