

WWG880 WCS PWash&TDos&Steam

W1 front-loader washing machine:

A -20 % | 9 kg | 1400 rpm | SteamCare | Automatic dispensing | QuickPowerWash



- Tested for 20 years of perfect laundry care\*
- Save even more energy with A -20 %\*\*
- SteamCare reduces ironing time by up to 50 % and freshens up your clothes
- Precise and automatic detergent dispensing with TwinDos®\*\*\*
- QuickPowerWash ensures fast, efficient results in just 49 minutes\*\*\*\*

\* During the development phase of the W1 washing machine series, Miele tested models and core components in 5000 wash loads (= 5 wash loads per week for 50 weeks per year) in various programmes. More: [miele.com/20years](http://miele.com/20years)

\*\* 20 % more economical than the threshold value (52) for energy efficiency class A.

\*\*\* For exclusive use with Miele UltraPhase detergent.

\*\*\*\* This applies to all Miele washing machines that enable the process and machine-related parameters presented in the summary of the WL 1110/18 test report to be implemented.



EAN: 4002516865650 / Material number: 12721230 /  
Old Material Number: 11WG8801GB

<b>Construction type</b>	
Suitable for stacking	•
Side-by-side	•
Slot-in	•
Door hinge	right
<b>Model</b>	
Product brand	W1 White Edition
Front-loader	•
<b>Spinning</b>	
Max. spin speed	1400
Rinse hold	•
Without spin function	•
<b>Design</b>	
Appliance colour	Lotus white
Control panel colour	Lotus white
Door design	Obsidian black with chrome ring
Rotary selector colour	Lotus White / Chrome ring
Control panel version	5° inclined
Control type	Rotary control
Display	DirectSensor white, 7 segment
<b>Cleaning performance</b>	
Innovative PowerWash technology	•
TwinDos automatic detergent dispensing	•
CapDosing portioned dispensing	•
<b>Gentle laundry care</b>	
Honeycomb drum	•
Load in kg	9.0
<b>User convenience</b>	
Networking with Miele@home	•
Delay start up to 24 hours	•
Time left display	•
Programme sequence indicator	•
AutoClean detergent drawer	•
AddLoad	•
<b>Efficiency and sustainability</b>	
Energy efficiency class (A–G)	A
More economical than the threshold value (52) for energy efficiency class A	20%
Weighted energy consumption per 100 operating cycles for the wash cycle in kWh	40
Weighted water consumption per cycle in l	50
Spin efficiency class (A–G)	B
Acoustic airborne noise emission class (spin cycle; A–D)	A
Sound emissions during spin cycle in dB(A) re 1 pW	72
Duration of the “ECO 40–60” programme at nominal capacity	229
Power rating in off mode in W	0.40

WWG880 WCS PWash&TDos&Steam

W1 front-loader washing machine:

A -20 % | 9 kg | 1400 rpm | SteamCare | Automatic dispensing | QuickPowerWash



EAN: 4002516865650 / Material number: 12721230 /

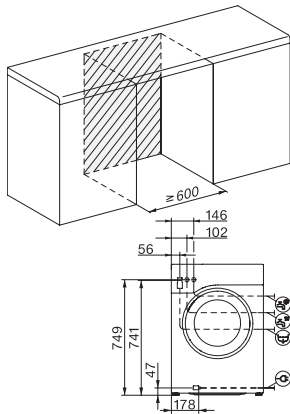
Old Material Number: 11WG8801GB

Power rating in networked standby in W	0.80
Low temperature wash "Cold" and "20 °C"	•
Automatic load control	•
Flow meter	•
Foam sensing	•
ProfiEco motor	•
<b>Wash programmes</b>	
QuickPowerWash	•
Cottons (coloureds)	•
Cottons with pre-wash	•
Minimum iron	•
Delicates	•
Shirts	•
Woollens (hand-washable)	•
Express 20	•
Freshen up (steam)	•
Drain / Spin	•
ECO 40-60	•
<b>Washing extras</b>	
Short	•
Pre-ironing with steam	•
Buzzer	•
<b>Safety</b>	
Water protection system	Watercontrol-System
Safety lock	•
PIN-Code	•
Optical interface	•
<b>Technical data</b>	
Dimensions in mm (width)	596
Dimensions in mm (height)	850
Dimensions in mm (depth)	643
Appliance depth in mm with opened door	1077
Weight in kg	80
Total rated load in kW	2.10-2.40
Voltage in V	220-240
Fuse rating in A	13
Frequency in Hz	50
Length of supply lead in m	2
<b>Accessories included</b>	
3 Caps	•
UltraPhase 1 + 2	•
Voucher for 5 Miele UltraPhase cartridges	•

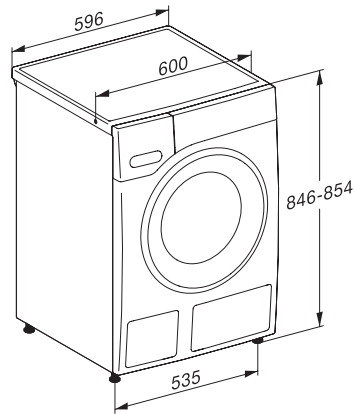
WWG880 WCS PWash&TDos&Steam

W1 front-loader washing machine:

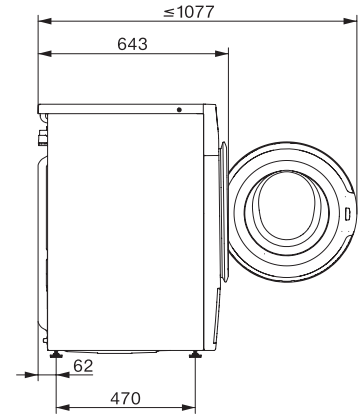
A -20 % | 9 kg | 1400 rpm | SteamCare | Automatic dispensing | QuickPowerWash



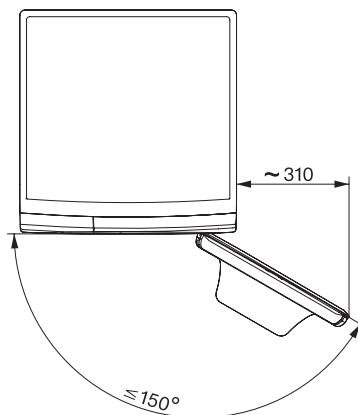
W1 drawing, facia 5 degree, measures in mm



W1 drawing, facia 5 degree, measures in mm



W1 drawing, facia 5 degree, measures in mm



W1 drawing, facia 5 degree, measures in mm